

USM - Midget

UltraSafe™ Fuse Holders

FUSE BLOCKS & HOLDERS

ULTRASAFE MODULAR FUSE HOLDERS FOR MIDGET FUSES



Mersen USM Series UltraSafe Modular Fuse holders introduce a new level of safety for Midget 1-1/2" x 13/32" AC and DC-rated fuses up to 30 amperes. UltraSafe holders qualify as "Finger-safe" under IEC and DIN standards to an IP20 grade of protection, including fuse changing (with the flick of a finger). UltraSafe holders are available in 1, 2, 3 or 4 poles, with or without visual blown-fuse indicators in each pole. Multi-pole units can also be field assembled by ordering pin-tie handles.

UltraSafe holders save up to 15% mounting space and any combination can be snapped onto 35mm DIN-rail for extra savings in panel building time. UltraSafe body material is tough and durable polyamide, with exceptional insulating properties.

APPLICATIONS:

- All circuits up to 600 volts for motors, control circuits, transformers, etc.
- DC circuits up to 1000VDC including photovoltaic applications
- Non-load disconnect

RECOMMENDED FUSE USAGE:

- **USM use with:** ATQ, ATM*, A6Y-2B, A25Z-2, TRM, OTM, A13X-2, A60Q-2, DCT*, HP6M**, HP10M**

* Recommended for DC applications

** Recommended for PV applications

RATINGS:

USM (Midget 10x38mm Fuses)

- Volts: 800VAC Maximum, 1000VDC Maximum
- Amps: 30A Maximum
- SCCR: 200kA AC, 100kA DC

*Min. voltage to operate indicator light:
90VAC, 115VDC [Less than 0.7 mA leakage
current at 600V]*

*USM1HEL minimum indicator operating
voltage: 350VDC*

HIGHLIGHTS:

- IP20 Finger-Safe (touch safe)
- Optional visual blown fuse Indicator lights
- DIN-rail mounting
- Compact footprint
- Quick, tool-free, easy fuse change outs


APPROVALS:

USM:

- UL Recognized to Standard 4248-1, File E52283
- CSA File No. 032169, Class 6225-01
- IEC 60269-2-1 and 60947-3 Compliant



USM-HEL:

- UL Listed to Standard 4248-19 (PV), File E347822 
- CSA Component File No. 032169, Class 6225-30

ADDITIONAL SPECIFICATIONS:

- **Terminal screws:** Phillips/slot head
- **Suggested screw torque:** 14.75 in-lbs.
- **Wire range:** #14 to 6 AWG (2.5 to 16mm²) single conductor; #14 to 10 AWG (2.5 to 5.0 mm²) dual conductor
- **Wire type:** 60/75/90°C solid/stranded copper
- **Connector type:** Pressure plate
- **Load-break disconnect:** No
- **Environmental:** RoHS compliant, lead free
- **Operating temperature:** -40° to 85°C
- **Watts loss:** 3W or less
- **Flammability rating:** UL 94-V0
- **Optional Blown Fuse Indicator Lens Color:** Red

CATALOG NUMBERS:

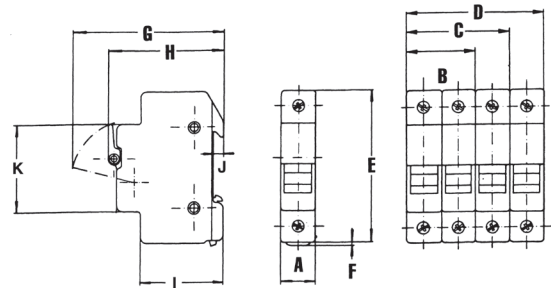
Fuse Type	Ampere Rating	Voltage Rating		Visual Indication	No. of Poles	Catalog Number
		AC	DC			
Midget (10 x 38mm) (1-1/2" x 13/32")	30	800	1000	No	1	USM1
	30	800	1000	No	2	USM2
	30	800	1000	No	3	USM3
	30	800	1000	No	4	USM4
	30	800	1000	No	3+N	USM3N
	30	600	600	Yes	1	USM1I
	30	600	600	Yes	2	USM2I
	30	600	600	Yes	3	USM3I
	30	600	600	Yes	4	USM4I
	30	600	600	Yes	3+N	USM3IN
	30	120	-	Yes	1	USM1I-AC120
	30	-	24	Yes	1	USM1I-DC24
Photovoltaic Midget	32	-	1000	No	1	USM1HEL
	32	-	1000	Yes	1	USM1IHEL

IEC Ratings for USM: 690VAC / 1000VDC, 32A, 50kA SCCR

CSA Ratings for USM: 750VAC / 1000VDC, 30A


DIMENSIONS

Dimension	mm	In	Dimension	mm	In
A	17.5	0.69	G	78.0	3.07
B	35.0	1.38	H	59.0	2.32
C	52.5	2.07	I	42.5	1.67
D	70.0	2.76	J	5.0	0.20
E	78.0	3.07	K	45.0	1.77
F	2.5	0.10			




CATALOG NUMBERS—
ACCESSORIES:

Accessories Catalog No.	Description
USN	1-Pole with Integral Neutral Link
USPTH	Pin-tie Accessory for 12-Poles



USPTH Pin-Tie Accessory



USM1 with USPTH Pin-Ties

FB