

Surge-Trap[®] Signal - STS NET

SURGE PROTECTION FOR SIGNAL LINES

DATA NETWORKS



STS NET is the series of surge protection devices for Ethernet signal lines. The range offers a variety of products for different Ethernet categories and also for patch panel format. These are protectors for a final step of very fine protection to be installed as close as possible to particularly sensitive equipment connected to these communications lines. Meets the IEC 61643-21 standard.

TECHNICAL DATA OVERVIEW

Class	C2
U _n	5V (48V PoE)
U _c	6 V
I _n (8/20)	0.25 kA
Body Material	Aluminium
System type	RJ45
IL	0.1 A
IP Code	20
Response Time	1 ns
Bandwidth (fg)	250 MHz
End of life mode	Line interruption
Protected Wires	4 pairs

FEATURES & BENEFITS

- Nominal discharge current (8/20μs): 250A
- Rated current load (IL): 1A (POE)
- Maximum operating voltage: 6V (55V POE)
- Bandwidth (100Ω): 100-250MHz
- Aerial format / DIN rail available
- Protection for Ethernet lines
- 4 protected wires (1 ethernet line)
- RJ45 connection

APPLICATIONS

- Industry and automation
- Telecom & IT & Data Centers
- Photovoltaic & wind
- Smart grid & LV Metering

STANDARDS

- EN 61643-21



MERSEN reserves the right to change, update or correct, without notice, any information contained in this datasheet.

Surge-Trap[®] Signal - STS NET

PRODUCT RANGE



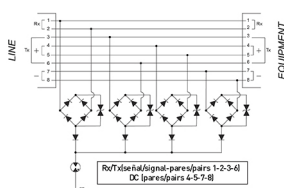
STS-NET-CAT5-1P

1 Pole

Catalog number	Item number	U_n	U_c	I_n (8/20)	U_p at I_n	IL	Bandwidth (fg)	Protected Wires	Connection type
CAT 5									
STS-NET-CAT5-1P	83040510	5 V	6 V	0.25 A	≤ 35 V	0.1 A	100 MHz	4 Pairs	RJ45
CAT 6									
STS-NET-CAT6-1P	83040520	5 V	6 V	0.25 A	≤ 35 V	0.1 A	250 MHz	4 Pairs	RJ45
STS-NET-CAT6-PoE-1P	83040525	5 V 48 V	6 V 55 V	0.25 A	≤ 35 V ≤ 130 V	0.1 A 1 A	250 MHz	4 Pairs	RJ45

ELECTRICAL DIAGRAMS

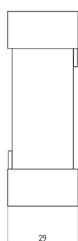
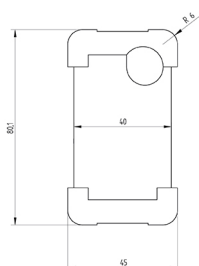
STS-NET 1 pole



DIMENSIONS

CAT5

Front view



CAT6-PoE (DIN Rail)

Front view

