

Modulostar® CMC8

FUSE HOLDERS, FUSE BASES AND SUPPORTS

IEC CYLINDRICAL FUSE HOLDERS



The innovative and comprehensive Modulostar® range of Mersen fuse-holders. Modular fuse-holders are finger-safe under IEC standards to an IP20 grade of protection, including fuse changing (with the flick of a finger). Modular fuse-holders are available in 1, 2, 3 or 4 poles, with or without visual blown fuse indicator. Multi-pole units can also be field assembled by ordering pin-ties assembly kit. Modulostar® range is made of tough and durable thermoplastic or thermoset material.

TECHNICAL DATA OVERVIEW

Voltage AC	400 VAC
Amper (A)	25 A
Mounting	Installation on to DIN rails to EN 60715
Product Size	For cylindrical fuse links 8x32 aM, gG
Number of poles	1 to 4 poles

FEATURES & BENEFITS

- Modular design
- Compact design for space saving
- DIN rail mounting
- Degree of protection: IP20
- Finger safe
- Easy access to the fuse
- Lockable without accessory
- Sealable in closed and open position
- Optional visual blown fuse indicator
- Multi-pole assembly kit available
- Plastic material UL94V2 mini
- Plastic material R22HL2 for railway application
- Flame retardant materials with glow wire flammability index to 960°C
- Schock and vibration tested for marine and railway applications

APPLICATIONS

- All circuits up to 500VAC for protection of motors, transformers, low voltage distribution, control circuits, metering
- Non-load operation

STANDARDS

- IEC 60269-2 and IEC 60947-3 Compliance
- RoHS REACH Compliant
- Marine certificates



MERSEN reserves the right to change, update or correct, without notice, any information contained in this datasheet.

PRODUCT RANGE



CMC81



CMC83N



CMC81I



CMC83NI

Modulostar® fuse-holders for 8.5x31.5 fuse-links, without indicator

Catalog number	Item number	Number of poles/phases	Design	Package	Weight
CMC810N	W1062688	N	CMC8 CMC10 neutral conductor	12	48 g
CMC81	V1062687	1	CMC8 single pole	12	45 g
CMC81N	P1062682	1+N	CMC8 single pole + neutral conductor	6	95 g
CMC82	Q1062683	2	CMC8 double pole	6	92 g
CMC83	M1062680	3	CMC8 triple pole	4	0.14 kg
CMC83N	H1062676	3+N	CMC8 triple pole + neutral conductor	3	0.19 kg
CMC84	J1062677	4	CMC8 quadruple pole	3	0.19 kg

Modulostar® fuse-holders for 8.5x31.5 fuse-links, with standard indicator

Catalog number	Item number	Number of poles/phases	Design	Package	Weight
CMC81I	X1062689	1	CMC8 single pole	12	49 g
CMC81NI	R1062684	1 + N	CMC8 single pole + neutral conductor	6	95 g
CMC82I	S1062685	2	CMC8 double pole	6	93 g
CMC83I	N1062681	3	CMC8 triple pole	4	0.14 kg
CMC83NI	K1062678	3 + N	CMC8 triple pole + neutral conductor	3	0.19 kg
CMC84I	L1062679	4	CMC8 quadruple pole	3	0.19 kg

TECHNICAL DATA

	CMC8	CMC8I
Size	8.5x31.5	8.5x31.5
Number of poles/phases	1, 1+N, 2, 3, 3+N, 4	1, 1+N, 2, 3, 3+N, 4
Conventional free air thermal current with fuse links I_{th}	25 A	25 A
Max. power dissipation of fuse links P_n	2,5 W	2,5 W
Power dissipation of fuse-holder	0.4 W	0.4 W
Utilisation category	AC20B/DC20B	AC20B/DC20B
Rated insulation voltage U_i	690 V	690 V
Rated impulse withstand voltage U_{imp}	6 kV	6 kV
Degree of protection	IP 20	IP 20
Voltage limit for blown fuse indicator	-	220 to 700V AC/DC
Indication System	-	with indicator
Operating temperature	-40°C to 70°C with carrier operation -50°C to 90°C without carrier operation	-40°C to 70°C with carrier operation -50°C to 90°C without carrier operation
Storage temperature	-40°C to 70°C	-40°C to 70°C
Connection	Max. tightening torque: 2Nm (17.7lbs.-in) Rigid / Multistrand wire = 1-16mm ² (16-6AWG) Max. 2x6mm ² PZ2 or flat 5.5x1mm screw drivers recommended (max. diameter 6mm)	Max. tightening torque: 2Nm (17.7lbs.-in) Rigid / Multistrand wire = 1-16mm ² (16-6AWG) Max. 2x6mm ² PZ2 or flat 5.5x1mm screw drivers recommended (max. diameter 6mm)

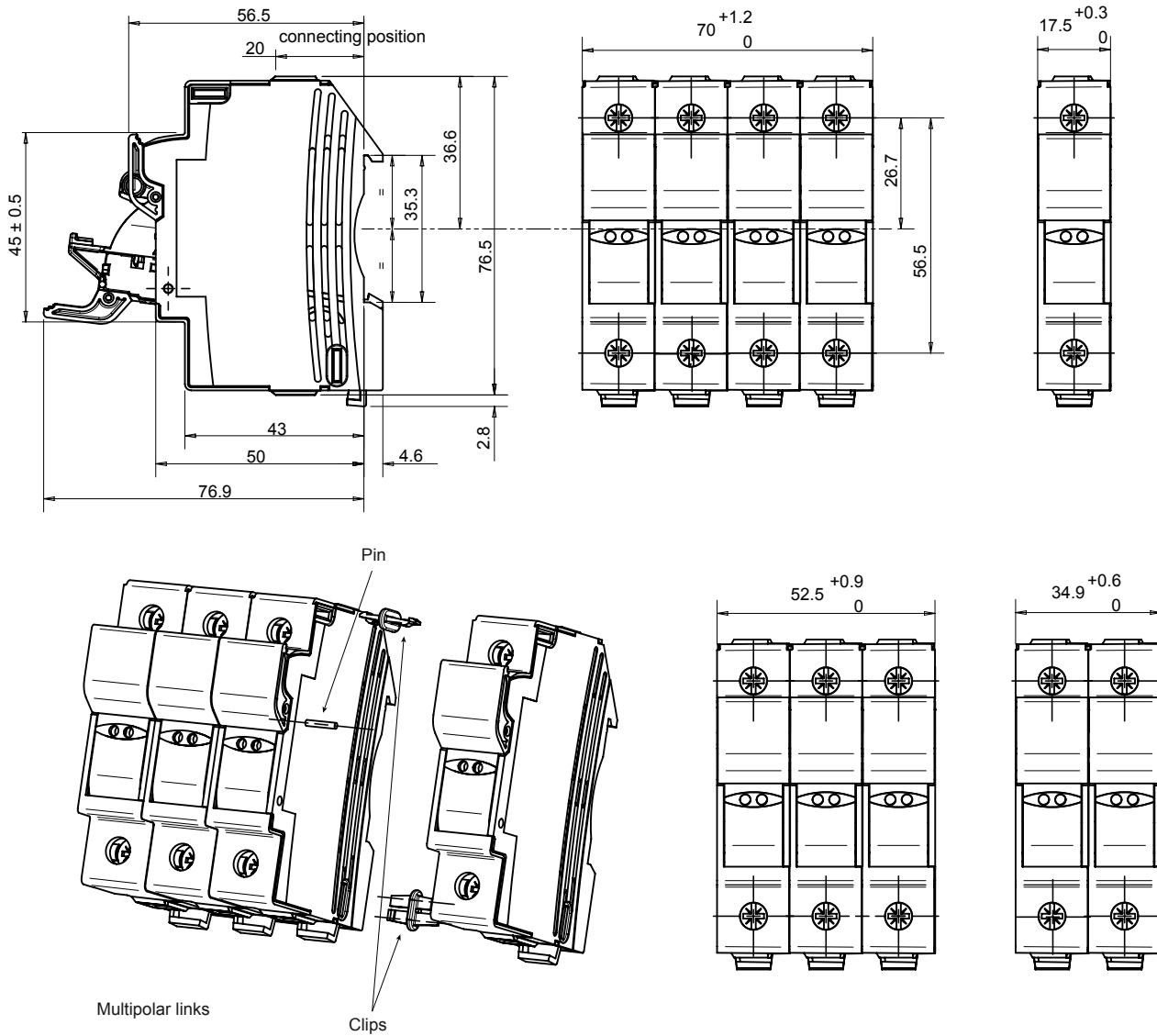
SPECIFIC USAGE CONDITIONS

Ambient temperature	-40°C to 20°C	30°C	40°C	50°C	60°C	70°C	80°C	90°C
Derating factor (I_e)	1	1	1	0.92	0.83	0.73	0.62	
Humidity	95%	90%	80%	50%	-	-	-	-
Dampness derating	1	0.95	0.90	-	-	-	-	-

No of poles (side by side)	1 to 3	>= 4
Derating factor of current (I_{th})	1	0.9

DIMENSIONS

Modulostar® CMC8 fuse-holders for cylindrical fuse-links class 8.5x31.5mm



Dimensions in mm

ACCESSORIES



CMS810PAK

Kit for multi phase connection

Catalog number	Item number	Features	Package	Weight
CMS810PAK	Z233725	Links for connection of multipole units	12	0.5 g

ACCESSORIES



LOCK

Locking devices

Catalog number	Item number	Features	Package	Weight
LOCK	M223525	Padlock	1	0.48 kg



TBB1AL



TBB1CL



TBB23A




TBB23C


Power supply

Catalog number	Item number	Application	Features	Package	Weight
TBB1AL	X1068370	Max. rms current 90A	1 phase axial incoming power supply	50	10.1 g
TBB1CL	Y1068371	Max. rms current 90A	1 phase lateral incoming power supply	50	10 g
TBB23A	F210317	Max. rms current 90A	2 & 3 phases axial incoming power supply	50	23.3 g
TBB23C	G210318	Max. rms current 90A	2 & 3 phases lateral incoming power supply	50	23.1 g

Wiring bars / Insulated bus bars



CMS810BB1F13



CMS810BB2F6

Catalog number	Item number	Application	Features	Package	Weight
CMS810BB1F13	T210306	Max. rms current 63A, for installation of 13 modules	single pole, 10 mm ² , partition 17,5 mm (distance of poles), peg design, L-shaped	10	33.5 g
CMS810BB2F6	V210307	Max. rms current 63A, for installation of 6 modules	double pole, 10 mm ² , partition 17,5 mm (distance of poles), peg design, L-shaped	10	80 g
CMS810BB3F4	W210308	Max. rms current 100A, for installation of 4 modules	triple pole, 10 mm ² , partition 17,5 mm (distance of poles), peg design, L-shaped	10	84 g
CMS810BB4F3	X210309	Max. rms current 100A, for installation of 3 modules	quadruple pole, 10 mm ² , partition 17,5 mm (distance of poles), peg design, L-shaped	10	0.12 kg

MERSEN reserves the right to change, update or correct, without notice, any information contained in this datasheet.