

Class J

600 Volt Fuse Blocks

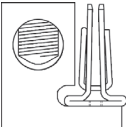
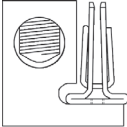


FUSE BLOCKS & HOLDERS

MERSEN CLASS J FUSE BLOCKS ACCOMMODATE ALL CLASS J FUSES



Mersen's connectors fit a wide range of stranded or solid copper or aluminum conductors. Insulators are either molded glass-filled polycarbonate (GFPC) or phenolic with verified dielectric strength in excess of 2500V. All fuse clips are made of high conductivity tinned copper designed specifically for 200-600A bladed Class J fuses.

CLIP & CONNECTOR TYPES:

200A Connectors	400A Connectors	600A Connectors
Spring Reinforced 200A Box Side Clip 	Spring Reinforced 400A Box Side Clip 	
	Spring Reinforced 400A Box In-line Clip 	Spring Reinforced 600A Box In-line Clip 

RATINGS:

- **Volts:** 600VAC/DC
- **Amps:** 200A, 400A, 600A
- **SCCR:** 200kA

RECOMMENDED FUSE USAGE:

- Class J Blocks (600V) use with AJT, A4J, HSJ

APPROVALS:

- All class J fuse blocks meet the requirements of UL4248 (formerly UL512)
- UL listed Guide IZLT, File E52283
- CSA certified class 6225, File 32169



600 VOLT, 200, 400 & 600 AMPERE CLASS J FUSE BLOCKS

Ampere Rating	Poles	Connector		Catalog No.	Fig.	Connector Torque In - lb
		Type	Wire Range			
200 Phenolic Insulator	1	Box	Al/Cu	62001J	1	375
	3	Side-Clip	350kcmil-#6	62003J	2	
	1	Box	Cu**	62051J	1	275
	3	Side-Clip	350kcmil-#6	62053J	2	
400 Phenolic Insulator	1	Box*	AL/Cu	64001J	3	375
	3	Side-Clip	1000-250kcmil	64003J	4	
	1	Box	AL/Cu	64031J	5	275
	3	In-Line Clip	{2} 350kcmil-#4	64033J	6	
	1	Box*	Cu**	64051J	3	375
	3	Side-Clip	1000-250kcmil	64053J	4	
	1	Box	Cu**	64061J	5	275
	3	In-Line Clip	{2} 350kcmil-#6	64063J	6	
600 Phenolic Insulator	1	Box	Al/Cu	6631J	7	500
	3	In-Line Clip	{2} 500kcmil-#4	6633J	8	
	1	Box	Cu**	6661J	7	375
	3	In-Line Clip	{2} 500kcmil-#4	6663J	8	

* Not UL Listed or CSA Certified

** Fuse blocks have copper box connectors and clips and are for copper wires only. These are specifically designed with the same coefficient of expansion as copper wire for improved heat cycling and meet or exceed OEM "no aluminum" specifications.

Recommended mounting screws:
All 200A, 400A & 600A - 5/16" (.313" dia.)

DIMENSIONS

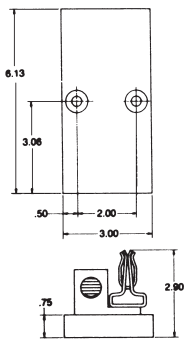


Figure 1

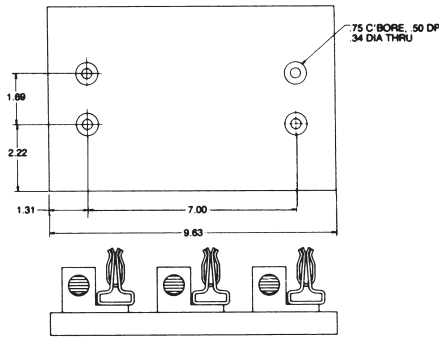


Figure 2

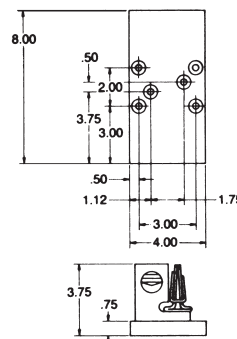


Figure 3

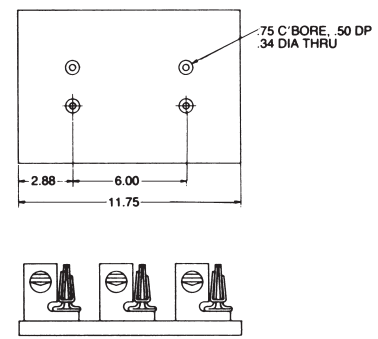


Figure 4

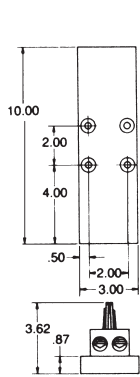


Figure 5

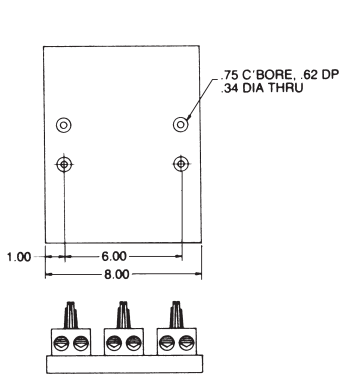


Figure 6

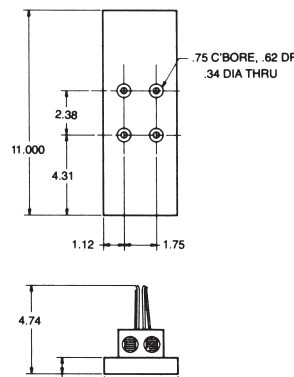


Figure 7

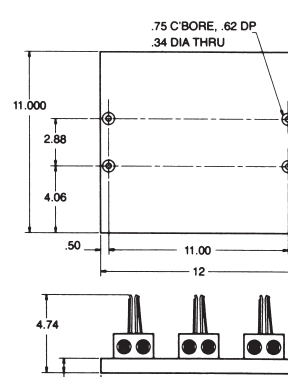


Figure 8

© 2024 Mersen. All rights reserved. Mersen reserves the right to change, update, or correct, without notice, any information contained in this datasheet.